

* What is Sparx Reader?

Your child will be completing weekly reading homework using Sparx Reader.



Sparx Reader is designed to help every student do meaningful, independent reading every week, which is vital for building reading stamina, improving literacy skills, and promoting perseverance.



It's really important that young people are able to practise careful, silent reading for a decent amount of time, without distraction.



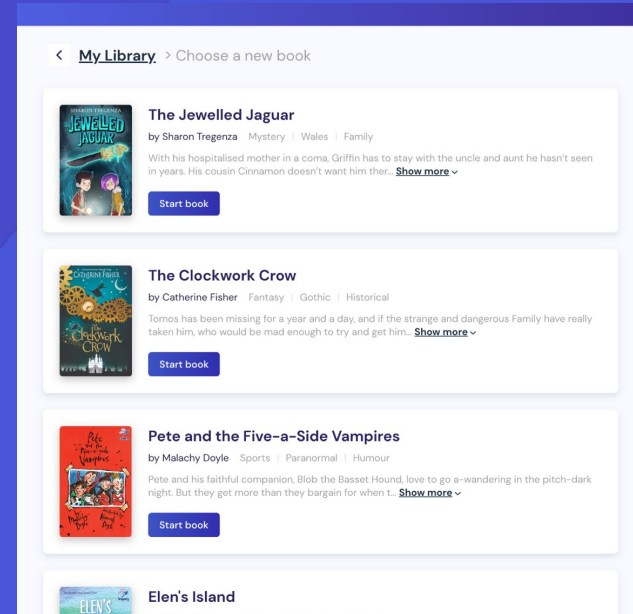
Sparx Reader reassures teachers and parents that focused reading is happening, and that readers of all abilities feel successful and motivated.

* How does Sparx Reader work?

Students can choose from an appropriate range of ebooks at their reading level and as they read, they'll answer questions to check they're reading carefully.

Careful readers earn points, meaning they can prove they've been focusing and ultimately climb the league table!

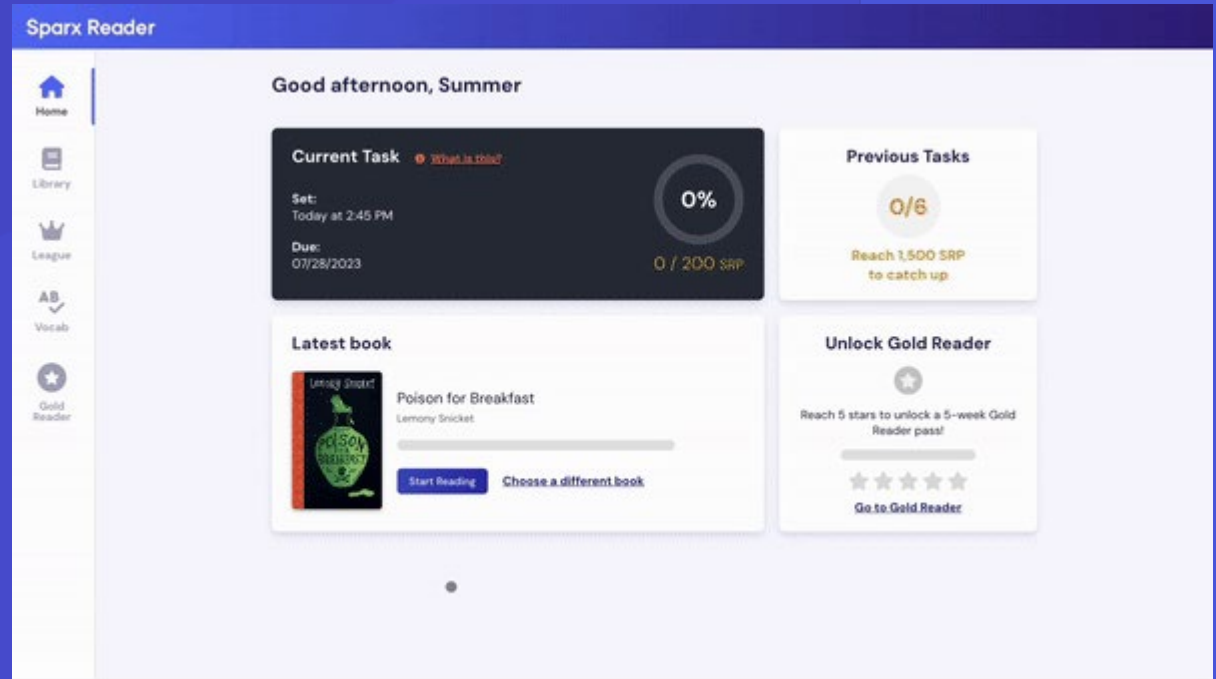
Once students have answered the questions correctly, they will then earn some Sparx Reader Points (SRP), which count towards their homework task.



* What does reading look like on Sparx Reader?

This video shows an example of what reading on Sparx Reader looks like .

Sparx Reader ensures pupils are given books at their reading level.



* What do the questions look like on Sparx Reader?

The questions are quick and simple to answer if the section has been read properly, but aren't easy to guess if the section has been skimmed or not read at all.

The questions only focus on the main parts of the story, that a reader should naturally remember if they are going to be able to follow the whole book's events.

This is why pupils must focus on reading slowly and carefully.



* Why is the text removed before the questions come up on Sparx Reader?



We remove the section that has just been read before students are asked questions about it.

We want to train our young people to slow down and read really carefully.

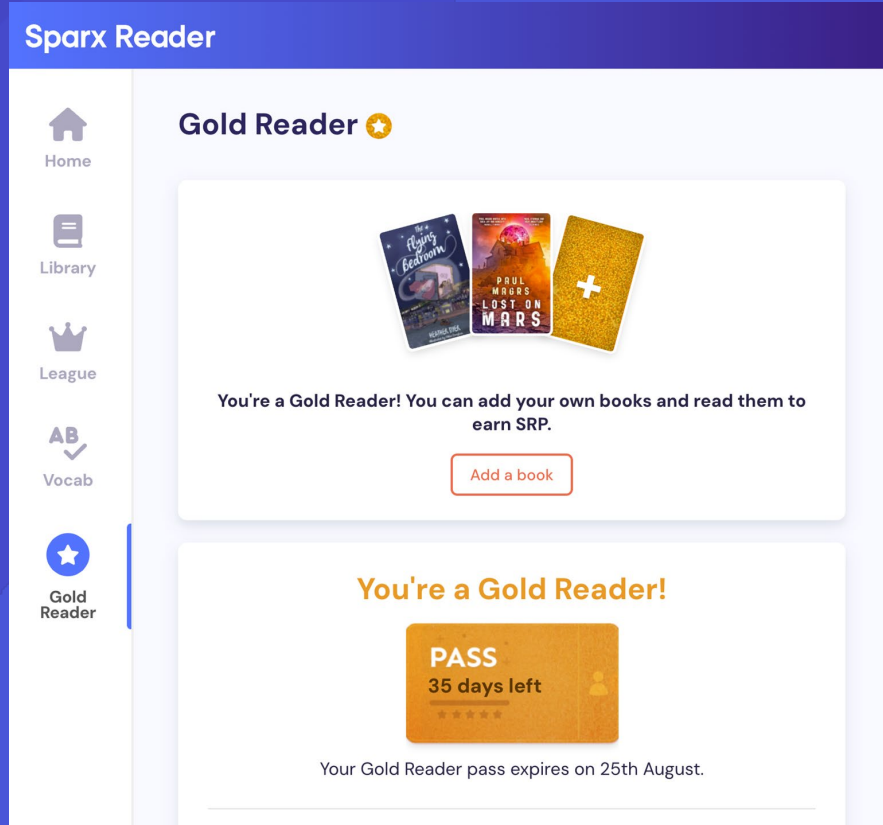
We don't want our readers to check the questions before reading the section, because that leads to an unnatural and disconnected reading experience where they're scanning for the answers instead of concentrating on, and enjoying, the story.

* What is Gold Reader on Sparx Reader?

Motivated readers who demonstrate consistent, careful reading can unlock Gold Reader.

This means they can read any paper book from the library or from home by scanning in its barcode.


They have to fill in a reading log each time they do their homework.



The screenshot shows the Sparx Reader app interface. On the left is a navigation menu with icons for Home, Library, League, Vocab, and Gold Reader. The Gold Reader section is highlighted. The main content area features a 'Gold Reader' title with a star icon, a graphic of three books (including 'The Flying Beavers' and 'Paul Bruns Lost on Mars'), and a message: 'You're a Gold Reader! You can add your own books and read them to earn SRP.' Below this is an 'Add a book' button. A second section shows a 'PASS' card with '35 days left' and a progress indicator of five stars. Below the card, it says 'Your Gold Reader pass expires on 25th August.'

* How can a teacher help my child on Sparx Reader?

Teachers can see each student's reading activity on Sparx Reader.



About 2 hours ago


Words read: 182 (Attempt 2)

Time reading: 12 secs

Time on questions: 19 secs

0 SRP

Questions correct: 0/4



About 3 hours ago


Words read: 898 (Attempt 1)

Time reading: 5 mins

Time on questions: 39 secs

64 SRP (shared)

Questions correct: 3/4



About 3 hours ago

Words read: 929 (Attempt 1)

Time reading: 4 mins

Time on questions: 23 secs

87 SRP

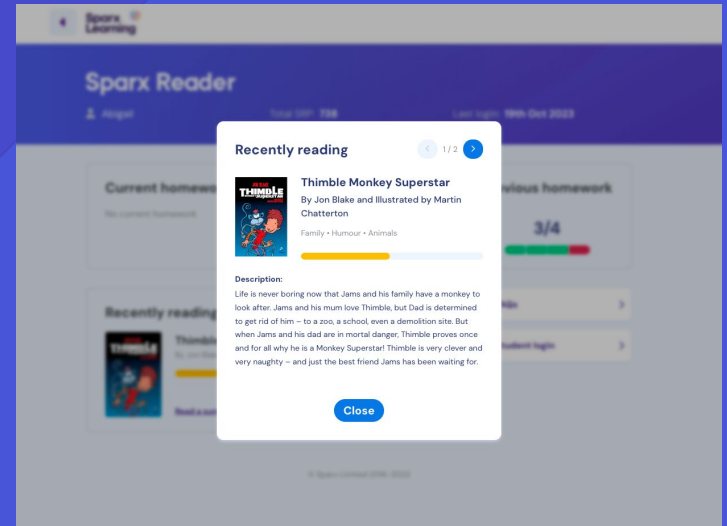
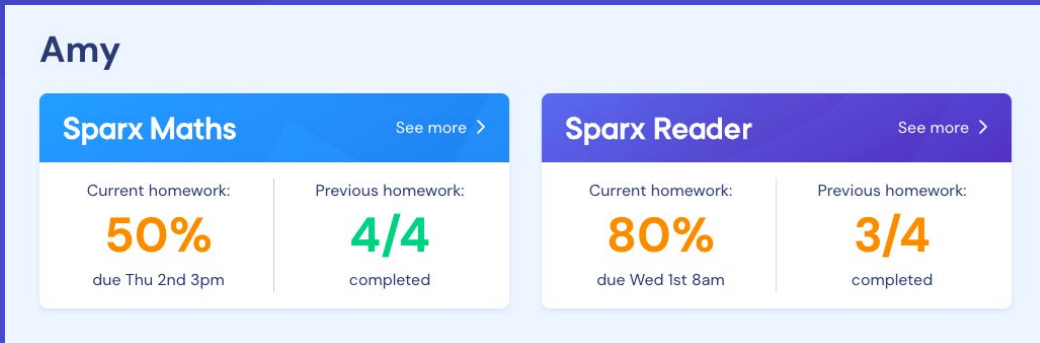
Questions correct: 4/4

This means they can see where a student might be struggling with the reading and the questions, and offer them support.

* How can you see what your child is reading on Sparx Reader?

You are able to see how your child is getting on with their reading using the link to the Parent Portal, available in your weekly Sparx Maths homework emails.

When clicking through the link, you will be able to keep track of any Sparx system that your child uses. Here you can keep track of previous homeworks as well as the book your child is currently reading.



* Sparx Reader will email you when your child completes a book

The image displays the Sparx Reader interface on both desktop and mobile devices. The desktop view shows a confirmation screen for a completed book, while the mobile views show the progress tracking and interactive features.

Sparx Learning

Sparx Reader

Excellent reading!
Heather has just finished...

Sherlock Holmes: A Scandal in Bohemia
by Sir Arthur Conan Doyle

8,512 words read | 480 SRP* earned

See more of Heather's progress on Parent Portal >

What could you ask Heather about this book?

- "did you expect the ending to be like that?"
- "who was your favourite character and why?"
- "does the story remind you of any other books?"

What will Heather read next?

* SRP = Sparx Reader Points
Students earn SRP as they read and pass their checks

© Sparx Limited Company number 09200443 2016 - 2023
Update your email preferences

* How can you access more information about Sparx Reader?

Visit our website for a series of brief videos that explain how and why Sparx Reader works in the way that it does.

This QR code will take you to the parent video page:




<https://sparxreader.com/parents/>

A parent's guide to Sparx Reader

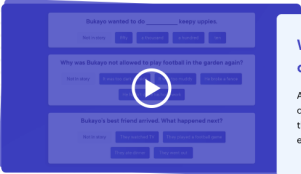
Why does Sparx Reader exist?

Sparx Reader is an online reading platform that helps students to practise reading regularly, to set them up for success at secondary school and in life beyond.

In this video we'll give you an introduction to how Sparx Reader works and supports students with their reading.



- Students complete a test to help set their reading level.
- Students are offered fantastic books at their level from a wide range of texts.
- Students complete their homework online via a compatible device.
- Smart definitions and accessibility features support students with their reading.
- Teachers monitor homework so they can motivate and support students to read.
- Parents can monitor homework using Parent Portal and receive an email before homework is due.



Why do you interrupt the reading with questions?

As students read books in our library, we ask them questions to check that they've been reading carefully. You might think that this interrupts their reading, but it's really important. This video explains why.

How do they log in?

Students log in at sparxreader.com. They will need to find their school and log in using their Sparx Maths details.

What devices are supported?

Your child can access Sparx Reader on *any device* that connects to the internet with a web browser.

How can I support my child with their reading?

- Sparx Reader adapts to each student's reading level, so it's important that you don't help by answering questions for them. If you help them, Sparx Reader might think they're a very strong reader and show them books that are too difficult.
- You can help by providing a quiet space for your child to focus on their reading homework each week and encourage them to read carefully.
- If your child doesn't like a book, encourage them to keep trying! If they still don't get on with it, they can give the book a low rating and they'll be able to swap to another book.
- The best way to support your child is to ask them about the book they're reading; what aspects they're enjoying, or what characters and events they've recently read about.